

CODES & SYMBOLS

DRAWING NUMBER	SHT.	DRAWING TITLE	DWG REV.	BOM REV.
B-02-01	1	CODE FOR LINE IDENTIFICATION	0	-
B-02-01	2	CODE FOR LINE IDENTIFICATION	0	-
B-02-01	3	CODE FOR LINE IDENTIFICATION	0	-
B-02-01	4	CODE FOR LINE IDENTIFICATION	0	-
B-02-02	1	SYMBOLS	B	-
B-02-02	2	SYMBOLS	C	-

SaskPower - DISTRIBUTION STANDARDS

APPROVAL	DESIGN CHK	DRN. ARU
L. MOEN	A. UHREN	CHKD.
		2016-10-20

INDEX

UNDERGROUND PRIMARY CABLE IDENTIFICATION

UNDERGROUND PRIMARY CABLES ARE DESCRIBED USING 12 BLOCKS. THESE BLOCKS ARE EXPLAINED BELOW.



BLOCK NO. 1

INDICATES THE NUMBER OF PHASES IN THE GROUP. OMITTED IF NUMBER OF PHASES IS '1'.

BLOCK NO. 2

INDICATES THE NUMBER OF CONDUCTORS IN EACH CABLE. OMITTED IF NUMBER OF CONDUCTORS PER CABLE IS '1'.

BLOCK NO. 3

INDICATES THE PHASE CONDUCTOR SIZE.

BLOCK NO. 4

INDICATES THE PHASE CONDUCTOR MATERIAL.

BLOCK NO. 5

INDICATES THE INSULATION MATERIAL.

BLOCK NO. 6

INDICATES IF A CONCENTRIC NEUTRAL IS PRESENT ON THE PHASE CABLE, SHOWN WITH A 'c'. OMITTED IF NOT PRESENT.

BLOCK NO. 7

INDICATES THE TYPE OF PHASE CABLE JACKET. OMITTED IF NOT PRESENT.

BLOCK NO. 8

INDICATES THE NUMBER OF NEUTRAL CABLES IN THE CIRCUIT, FOLLOWED BY AN 'x'. OMITTED IF NOT PRESENT.

BLOCK NO. 9

INDICATES THE SIZE OF THE NEUTRAL CONDUCTOR. OMITTED IF NEUTRAL CONDUCTOR IS NOT PRESENT.

BLOCK NO. 10

INDICATES THE NEUTRAL CONDUCTOR MATERIAL. OMITTED IF NEUTRAL CONDUCTOR NOT PRESENT.

BLOCK NO. 11

INDICATES THE NEUTRAL CONDUCTOR INSULATION TYPE. OMITTED IF NEUTRAL CONDUCTOR NOT PRESENT.

BLOCK NO. 12

INDICATES THE TYPE OF NEUTRAL CONDUCTOR JACKET. OMITTED IN NEUTRAL CONDUCTOR NOT PRESENT.

SaskPower - DISTRIBUTION STANDARDS

DRN.	DESIGN CHK.	APPROVAL	CODE FOR LINE IDENTIFICATION
CHKD.			
DATE	DATE	DATE	
DATE OF ISSUE 2007/04/16		DRAWING NO: B-02-01	SHEET 1 OF 4
			REV. 0

**APPLICATION OF LINE IDENTIFICATION CODE
FOR UNDERGROUND PRIMARY CABLES**

BLOCK NUMBER	2	3	4	5	6	7	13
DESCRIPTION	NUMBER OF CONDUCTOR PER CABLE	PHASE CONDUCTOR SIZE	PHASE CONDUCTOR MATERIAL	PHASE CABLE INSULATION	PHASE CABLE CONCENTRIC NEUTRAL INDICATION	PHASE CABLE JACKET TYPE	OPERATING VOLTAGE
EXAMPLE	3C	500	Cu	XLPE	c	J	25
EXPLANATION OF EXAMPLE	3 CONDUCTOR PER CABLE	500 MCM FOR PHASE CABLE	PHASE CONDUCTOR MATERIAL IS COPPER	PHASE CABLE INSULATION TYPE XLPE	PHASE CABLE HAS CONCENTRIC NEUTRAL	PHASE CABLE JACKET PRESENT	OPERATING VOLTAGE IS 25 kV LINE TO LINE

3C500CuXLPEcJ - 25

OTHER EXAMPLES:

#1AIXLPEcJ - 25 = SINGLE PHASE, #1 ALUMINUM CONDUCTOR, XLPE INSULATION, JACKETED CABLE WITH CONCENTRIC NEUTRAL, OPERATING VOLTAGE OF 25 kV LINE TO LINE.

3x#1CuPILC – 1/0CuTWU – 25 = THREE #1 COPPER PHASE CONDUCTORS, PILC INSULATION, NO JACKET, NO CONCENTRIC NEUTRAL. 1/0 COPPER NEUTRAL CONDUCTOR, TWU INSULATION, NO JACKET. OPERATING VOLTAGE OF 25 kV LINE TO LINE.

NOTES:

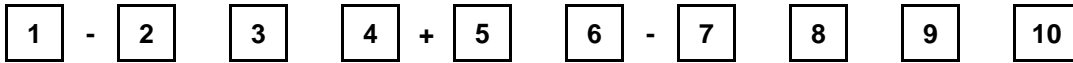
- 1. IF CIRCUIT IS ABANDONED, CIRCUIT DESCRIPTOR IS PREFIXED WITH 'ABND'.**
- 2. IF CIRCUIT IS DIRECT BURIED WITH SPARE DUCT, CIRCUIT DESCRIPTOR IS APPENDED WITH 'DR'.**

SaskPower - DISTRIBUTION STANDARDS

DRN.	DESIGN CHK.	APPROVAL	CODE FOR LINE IDENTIFICATION
CHKD.			
DATE		DATE	
DATE OF ISSUE 2007/04/16		DRAWING NO: B-02-01	SHEET 2 OF 4 REV. 0

UNDERGROUND SECONDARY CABLE IDENTIFICATION

UNDERGROUND SECONDARY CABLES ARE DESCRIBED USING 10 BLOCKS. THESE BLOCKS ARE EXPLAINED BELOW.



BLOCK NO. 1

INDICATES IF THE CIRCUIT TYPE IS STREET LIGHT, NEUTRAL, OR SECONDARY. OMITTED FOR CIRCUIT TYPE SECONDARY

BLOCK NO. 2

INDICATES NUMBER OF RUNS OF CONDUCTORS PER PHASE, FOLLOWED BY AN 'x'. OMITTED IF NUMBER OF RUNS IS '1'.

BLOCK NO. 3

INDICATES THE NUMBER OF PHASES IN GROUP. OMITTED FOR SINGLE PHASE CIRCUITS.

BLOCK NO. 4

INDICATES THE PHASE CONDUCTOR SIZE.

BLOCK NO. 5

INDICATES THE NUMBER OF NEUTRAL CONDUCTORS, FOLLOWED BY AN 'x'. OMITTED IF NUMBER OF NEUTRAL CONDUCTORS IS '1'.

BLOCK NO. 6

INDICATES THE NEUTRAL CONDUCTOR SIZE. OMITTED IF NEUTRAL CONDUCTOR NOT PRESENT.

BLOCK NO. 7

INDICATES THE PHASE AND NEUTRAL CONDUCTOR MATERIAL.

BLOCK NO. 8

INDICATES THE PHASE AND NEUTRAL INSULATION MATERIAL.

BLOCK NO. 9

INDICATES IF A CONCENTRIC NEUTRAL IS PRESENT, SHOWN WITH A 'c'.

BLOCK NO. 10

INDICATES THE PRESENCE OF A JACKET ON THE CABLE, SHOWN WITH A 'J'.

SaskPower - DISTRIBUTION STANDARDS

DRN.	DESIGN CHK.	APPROVAL	CODE FOR LINE IDENTIFICATION
CHKD.			
DATE	DATE	DATE	
DATE OF ISSUE 2007/04/16		DRAWING NO: B-02-01	SHEET 3 OF 4 REV. 0

**APPLICATION OF LINE IDENTIFICATION CODE
FOR UNDERGROUND SECONDARY CABLES**

BLOCK NUMBER	2	3	4	6	7	8
DESCRIPTION	CONDUCTORS PER PHASE	NUMBER OF PHASES	PHASE CONDUCTOR SIZE	NEUTRAL CONDUCTOR SIZE	PHASE AND NEUTRAL CONDUCTOR MATERIAL	CABLE INSULATION
EXAMPLE	2x	3x	4/0	2/0	AI	PE
EXPLANATION OF EXAMPLE	TWO SECONDARY CONDUCTORS PER PHASE	THREE PHASE RUN	PHASE CONDUCTOR IS 4/0	NEUTRAL CONDUCTOR IS A SINGLE 2/0	PHASE AND NEUTRAL CONDUCTOR MATERIAL IS ALUMINUM	CABLE INSULATION IS TYPE PE

2x(3x4/0 + 2/0) - AIPE

OTHER EXAMPLES:

- ST - #4 + #4 - AIPE** = STREET LIGHT SECONDARY WITH #4 AI FOR PHASE AND NEUTRAL CABLE. CABLE INSULATION IS TYPE PE.
- 2x500 + 500 - AIPEJ** = SECONDARY WITH TWO ALUMINUM 500 MCM PHASE CABLES AND A 500 MCM ALUMINUM NEUTRAL. CABLE INSULATION IS TYPE PE.
- N - 1/0 - CuTWU** = NEUTRAL CONSISTING OF 1/0 COPPER. CABLE INSULATION IS TYPE TWU.





NOTES:

- IF CIRCUIT IS ABANDONED, CIRCUIT DESCRIPTOR IS PREFIXED WITH 'ABND'.
- IF CIRCUIT IS DIRECT BURIED WITH SPARE DUCT, CIRCUIT DESCRIPTOR IS APPENDED WITH 'DR'.



SaskPower - DISTRIBUTION STANDARDS

DRN.	DESIGN CHK.	APPROVAL	CODE FOR LINE IDENTIFICATION
CHKD.		DATE	
DATE		DATE	
DATE OF ISSUE 2007/04/16		DRAWING NO: B-02-01	SHEET 4 OF 4 REV. 0

KEY TO LINE IDENTIFICATION

-  - U/G PRIMARY SINGLE PHASE
-  - U/G PRIMARY THREE PHASE
-  - U/G SECONDARY, U/G STREET LIGHT SECONDARY, AND U/G SERVICES
-  - U/G FIBRE OPTICS







METERING POINTS

-  - METERING POINT(COMMERCIAL & RESIDENTIAL)
-  - METERING POINT (PRIMARY)

DUCTING

-  - DUCT BANK (DRAWN ON TOP OF U/G CIRCUIT)

EXAMPLE CONFIGURATIONS










-  - DUCT BANK, 1/1 CONFIG
-  - DUCT BANK, 3/1 CONFIG
-  - DUCT BANK, 3/2 CONFIG
-  - DUCT BANK, 3/3 CONFIG
-  - DUCT BANK, 4/4 CONFIG
-  - DUCT BANK END

CODE ABBREVIATIONS







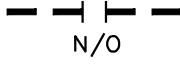
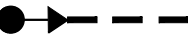




- | | |
|-----------------------------------|--|
| AL - ALUMINUM | TWU - THERMOPLASTIC INSULATED CABLE |
| Cu - COPPER | RWU - RUBBER (THERMOSET) INSULATED CABLE |
| XL - CROSS LINKED | c - CONCENTRIC NEUTRAL |
| PE - POLYETHYLENE | J - JACKETED |
| PILC - PAPER INSULATED LEAD COVER | E - ENCAPSULATED |
| PVC - POLYVINYL CHLORIDE | |

SaskPower – DISTRIBUTION STANDARDS				
APPROVAL L.MOEN	DESIGN CHK. A.UHREN	DRN. D.REDEKOPP CHKD.	SYMBOLS	
		2016-10-04		
DATE OF ISSUE	2016/11/08	DRAWING NO. B-02-02	SHEET 1 of 2	REV. B

APPARATUS

-  - 3 ϕ PADMOUNTED SWITCH CUBICLE
-  - 1 ϕ PADMOUNTED TRANSFORMER; BASE OF DARK TRIANGLE INDICATES DOOR
-  - 3 ϕ PADMOUNT TRANSFORMER; BASE OF WHITE TRIANGLE INDICATES DOOR
-  - 1 ϕ SWITCH CUBICLE; BASE OF LARGE TRIANGLE INDICATES DOOR
-  - TRANSFORMER WITH ELBOWS
-  - TRANSFORMER WITH ELBOWS (ONE N/O)
-  - 1 ϕ PADMOUNTED TRANSFORMER WITH SWITCH; BASE OF TRIANGLE INDICATES DOOR
-  - TRANSFORMER BANK - GROUND MOUNT
-  - REACTOR; KVAR RATING SHOWN INSIDE SYMBOL

MISCELLANEOUS

-  - MANHOLE; INCLUDES MANHOLE NUMBER
-  - SPLICE (SHOWN ON U/G PRIMARY)
-  - FAULT INDICATOR
-  - CONDUCTOR CHANGE (SHOWN ON U/G PRIMARY)
-  - HANDHOLE
-  - SPLITTER
-  - OPEN POINT (SHOWN ON U/G PRIMARY)
ON PRIMARY; NORMAL STATE LABELED AS N/O OR N/C.
ON SECONDARY; IF NORMAL STATE IS N/O, THEN NOT LABELED.
IF NORMAL STATE IS N/C, THEN LABELED N/C.
-  - U/G TAKEOFF
-  - CABLE MARKER
-  - OVERSIZED PEDESTAL
-  - PEDESTAL, DARK PORTION INDICATES NORMAL DIRECTION OF FEED
-  - COMBINATION STREET LIGHT PEDESTAL; DARK PORTION INDICATES NORMAL DIRECTION OF FEED

SaskPower – DISTRIBUTION STANDARDS

APPROVAL L.MOEN	DESIGN CHK. A. UHREN	DRN. D.REDEKOPP CHKD. 2016-10-04	SYMBOLS
DATE OF ISSUE	2016/11/08	DRAWING NO. B-02-02	SHEET 2 of 2
			REV. C